



# MODEL IXP 2600

Single Slide Impactable White Metal  
Cooler / Freezer Door System

Manual / Power

## THE COLD STORAGE INDUSTRY'S TOP PERFORMING VALUE ENHANCED DOOR SYSTEM

The accelerated rate of change in the cold storage industry, coupled with ever increasing energy costs and competitive market forces, has put greater pressure on facility budgets. Performance and value have become inseparable key words for warehousing and food / beverage production worldwide. Companies providing refrigerated environments face new challenges within their facilities as they strive for higher productivity at lower operational costs. The IXP series of doors provides an exceptional solution to these new challenges.

Superior speed, uncompromising quality, solid reliability and unmatched value define the IXP doors. Designed from the ground up to far exceed the offerings of other door manufacturers, yet priced to meet demanding budget constraints, these doors will surely become the standard for the “next generation” of cold storage door solutions.



### HIGH SPEED

With door opening speeds up to 48 feet per second, these door provides unmatched productivity, material handling efficiency and energy cost savings.

### TIGHTEST SEAL

Utilizing a full perimeter non-marking gasket system, and “down and in” track design, our doors provide superior sealing without compromising gasket longevity.

### ULTIMATE DURABILITY

Seamless rail system provides a self-cleaning, virtually frictionless surface for our lubed for life nylon roller wheels. A high torque synchronous drive belt, tested millions of cycles requires no lubrication.

### EXCEPTIONALLY CLEAN

The XP has no chains and requires no lubrication. Nylon rollers run at high speed across a rod track system eliminating shedding. Complete woodless construction eliminates fibrous contamination.

### IMPACTABILITY

With wall mounted guidance system and a pivoting head capability, the IXP door can be impacted from the back side without floor hardware and carrier damage. The auto-reset feature insures door panels return to a fully sealed position. Full perimeter casing heat system eliminates costly damage associated with door impacts.

### LOW MAINTENANCE

The IXP door system requires no lubrication, has no metal-to-metal contact, eliminating wearing surfaces and downtime.

## DESIGN AND CONSTRUCTION

### DOOR SIZES

- Minimum: 5' x 6'
- Maximum: 10' x 17'
- (Other sizes available - consult factory.)

### PANEL CONSTRUCTION

- Sealed design
- 4" panel thickness
- 26 gauge White metal construction
- Full perimeter, replaceable polypropylene edge capping with dual integrated gasket seals

### OPERATION

- Powered model has 1 h.p. electromechanical operator (Open-speeds up to 48"/sec. - Close-up to 24"/sec.)
- 208/230/460 volt, 3 phase
- AC motor with clutchless / brakeless operation
- PLC (Programmable Logic Control)
- VFD (Variable Frequency Drive)
- Encoded self-calibrating limit position
- HMI (Human Machine Interface) digital display with self-diagnostics, and fault indicators

### INSULATION

- 4" poured polyurethane foam
- R-30 rated
- "K" factor of .12 at 75°F

### PERFORMANCE FEATURES

- Torque sensing stop/reverse full height of door panels
- Remote control box

### OPTIONS

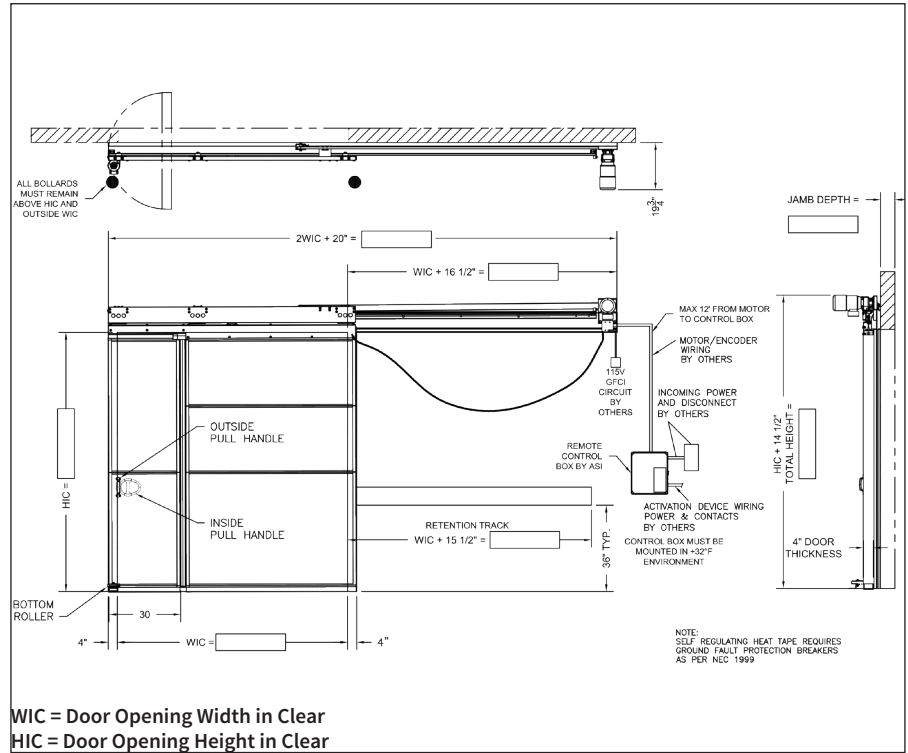
- Manual operation
- Stainless steel construction
- Windows
- Shroud for rail and operator
- Colored metal
- Padlocking

### (POWER DOORS ONLY)


- Actuators: Pull cord, push button, photo eye, radio control, loop detector, motion detector
- Standard operation - activate open time delay close

### WARRANTY


- One year limited warranty on all components



WIC = Door Opening Width in Clear  
HIC = Door Opening Height in Clear




**Full perimeter replaceable capping with integrated gasket seals.**



**Digital Display with self-diagnostics**



**Breakaway Panels**



**Standard Header and rail assembly**