

Field Wiring

- 1. Motor cable to be VFD rated & shielded as supplied
- 2. Motor shield and ground wire to be connected to ground lug
- 3. Encoder cable to be shielded as supplied
- 4. All wiring to comply with NFPA 70, National Electric Code
- 5. Terminal block torque ratings
 - Main: 7.0 lb-in
 - IO: 4.4 lb-in
- 6. All DC wiring should be shielded and in separate conduit
- 7. Any item fastened to enclosure must be rated Nema 4X to maintain Type 4X rating.

Electrical Specification

- 1. All power & control wiring to be 600 volt rated, stranded copper, Type MTW
- 2. Power wiring to be black, minimum 14 AWG
- 3. AC control to be red or white, 16 AWG
- 4. DC control to be blue, 16 AWG
- 5. Low voltage wiring to be shielded, 20 AWG
- 6. Enclosure to be Nema Type 4X, unless otherwise indicated under options
- 7. Control panel shall be UL 508 listed

| PAGE# | DESCRIPTION |
|-------|----------------------------|
| 1 | COVER PAGE |
| 2 | POWER SCHEMATIC |
| 3 | INPUT/OUTPUT PHOTO-EYES |
| 4 | INPUT/OUTPUT LIGHT CURTAIN |
| 5 | PANEL LAYOUT-BOM |
| | |

SERVICE VOLTAGE

| | |
|---|--------------------|
| ✕ | 230V, 3PH, 50/60HZ |
|---|--------------------|


OUTPUT VOLTAGE

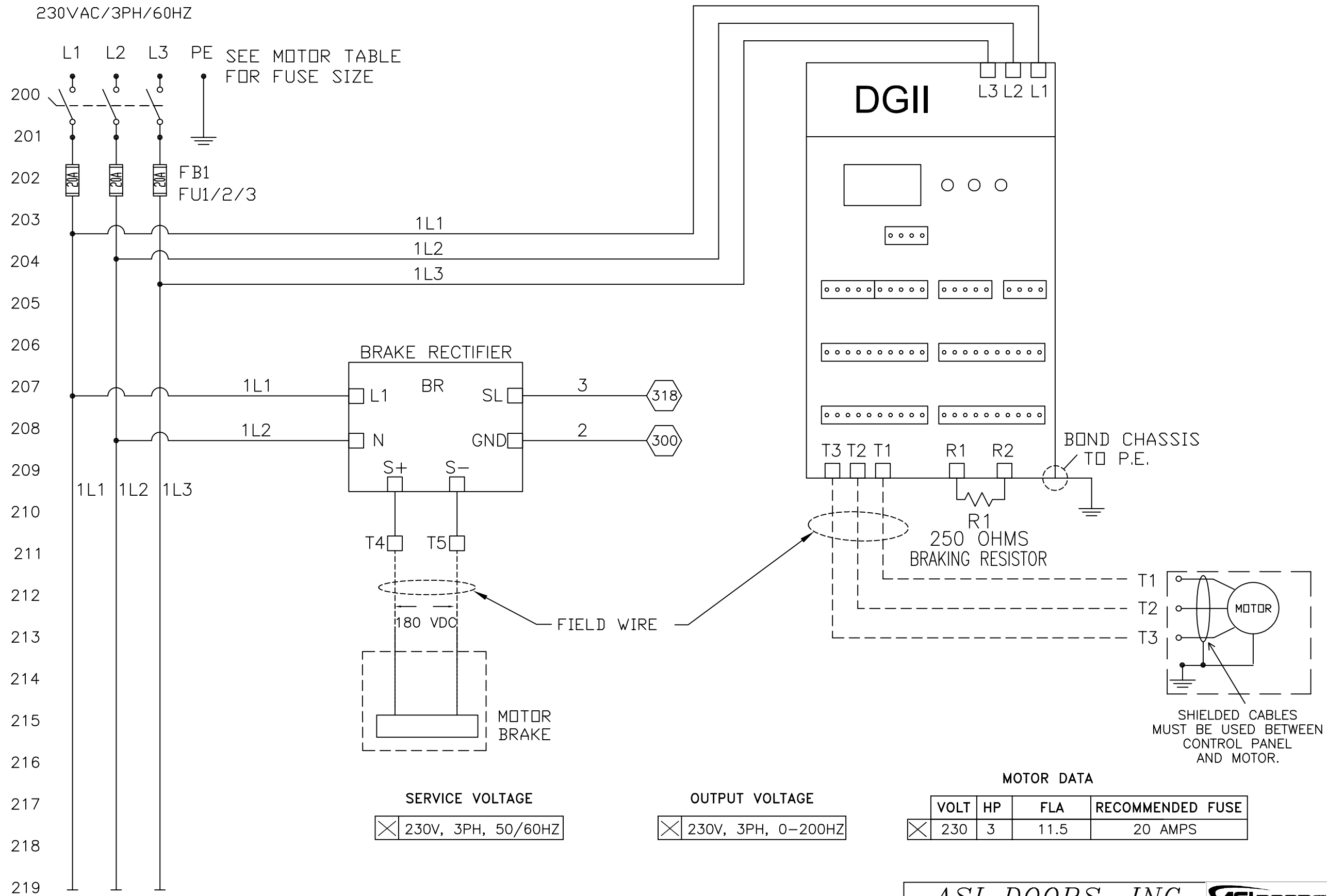
| | |
|---|--------------------|
| ✕ | 230V, 3PH, 0-200HZ |
|---|--------------------|

MOTOR DATA

| VOLT | HP | FLA | RECOMMENDED FUSE |
|-------|----|------|------------------|
| ✕ 230 | 3 | 11.5 | 20 AMPS |

| | | | | |
|-----|------|---------|-----|---|
| B | 3216 | 6-6-19 | DEN | UPDATED PE & LC WIRING DETAIL ADDED ACTIVATION WIRING INFO |
| A | 2961 | 1-17-19 | DEN | INITIAL RELEASE |
| REV | CHG# | DATE | BY | REVISION |

| | | | | | |
|---|---------------|-----------------|--|---|-------|
| ASI DOORS, INC. | | | |  | |
| 5848 NORTH 95th COURT MILWAUKEE, WISCONSIN 53225 | | | | | |
| TITLE 230VAC, DGII Controller, 180VDC Brake | | | | | |
| TOLERANCES UNLESS OTHERWISE NOTED X.X ±.06 X.XX ±.03 X.XXX ±.010 DIA./RADIUS ±.005 ANGLES ±1° | | | ASI DOORS, INC. RESERVES PROPRIETARY RIGHTS TO THIS DRAWING AND THE DATA SHOWN THEREON. SAID DRAWING AND/OR DATA ARE CONFIDENTIAL AND ARE NOT TO BE USED OR REPRODUCED FOR ANY PURPOSE WITHOUT WRITTEN CONSENT OF ASI DOORS, INC. | | |
| DWN BY DEN | ECR # 2961 | DATE 1-17-19 | EXP.NO. | DRAWING NO. | REV # |
| NEXT ASM. | | SCALE NTS | 96-125-0002 | 18D0311 | B |



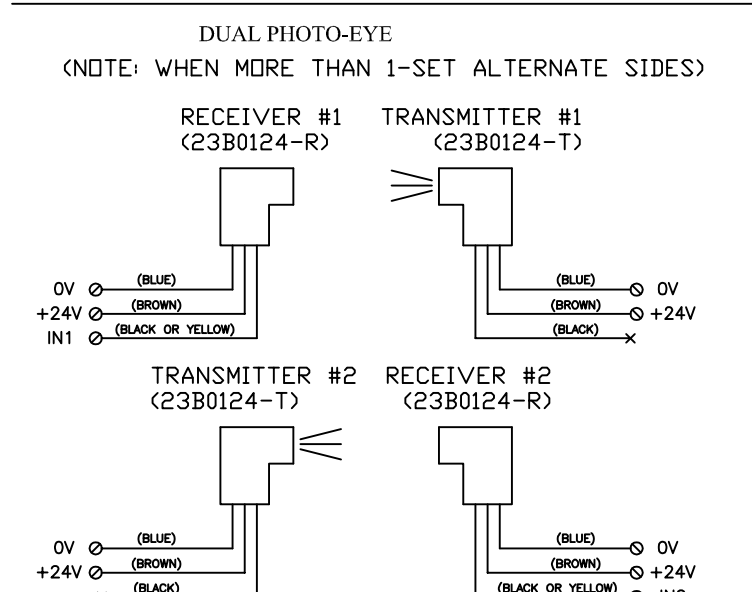
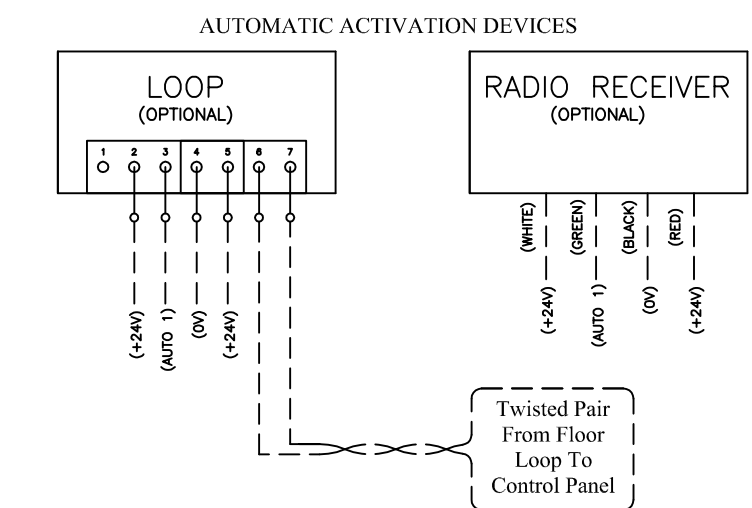
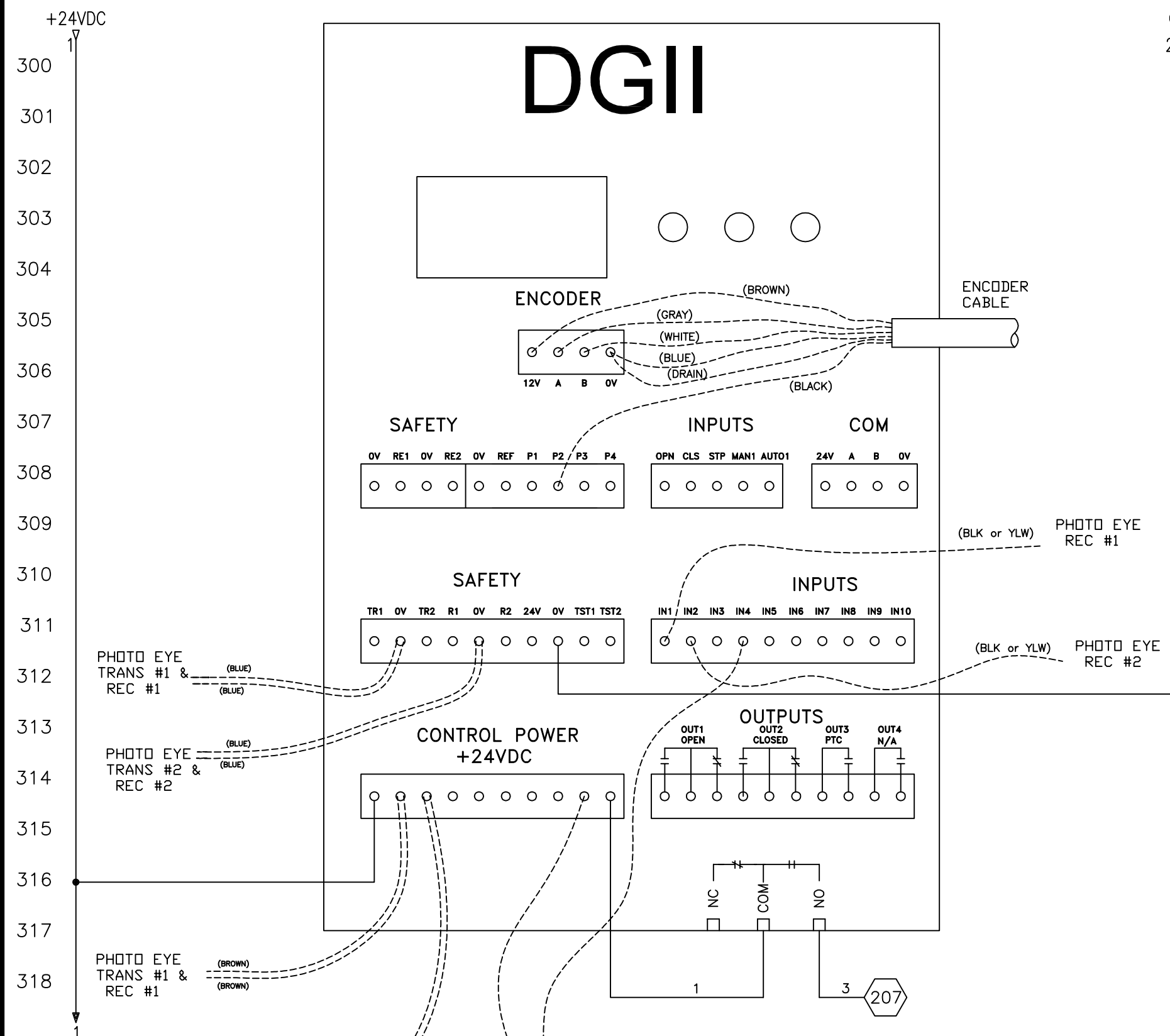
| | | | | |
|-----|------|---------|-----|---|
| B | 3216 | 6-6-19 | DEN | UPDATED PE & LC WIRING DETAIL ADDED ACTIVATION WIRING INFO |
| A | 2961 | 1-17-19 | DEN | INITIAL RELEASE |
| REV | CHG# | DATE | BY | REVISION |

ASI DOORS, INC.

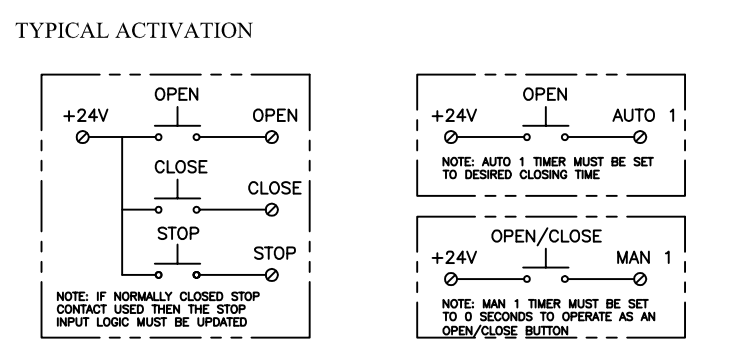
5848 NORTH 95th COURT MILWAUKEE, WISCONSIN 53225

TITLE230VAC, DGII Controller, 180VDC Brake

| | | | |
|---|---------------|--|----------------------------|
| TOLERANCES UNLESS OTHERWISE NOTED X.X ±.06 X.XX ±.03 X.XXX ±.010 DIA./RADIUS ±.005 ANGLES ±1° | | ASI DOORS, INC. RESERVES PROPRIETARY RIGHTS TO THIS DRAWING AND THE DATA SHOWN THEREON. SAID DRAWING AND/OR DATA ARE CONFIDENTIAL AND ARE NOT TO BE USED OR REPRODUCED FOR ANY PURPOSE WITHOUT WRITTEN CONSENT OF ASI DOORS, INC. | |
| DWN BY DEN | ECR # 2961 | DATE 1-17-19 | EXP.NO. |
| NEXT ASM. | | SCALE NTS | DRAWING NO. 96-125-0002 |
| | | | REV # 18D0311 B |



USE THIS REFERENCE PAGE FOR UNITS USING DUAL PHOTO-EYE OPTION



| | | | | |
|-----|------|---------|-----|-----------------|
| A | 2961 | 1-17-19 | DEN | INITIAL RELEASE |
| REV | CHG# | DATE | BY | REVISION |

ASI DOORS, INC.

5848 NORTH 95th COURT MILWAUKEE, WISCONSIN 53225

TITLE230VAC, DGII Controller, 180VDC Brake

TOLERANCES UNLESS OTHERWISE NOTED
X.X ±.06 X.XX ±.03 X.XXX ±.010
DIA./RADIUS ±.005 ANGLES ±1°

ASI DOORS, INC. RESERVES PROPRIETARY RIGHTS TO THIS DRAWING AND THE DATA SHOWN THEREON. SAID DRAWING AND/OR DATA ARE CONFIDENTIAL AND ARE NOT TO BE USED OR REPRODUCED FOR ANY PURPOSE WITHOUT WRITTEN CONSENT OF ASI DOORS, INC.

DWN BY
DEN

ECR #
2961

DATE
1-17-19

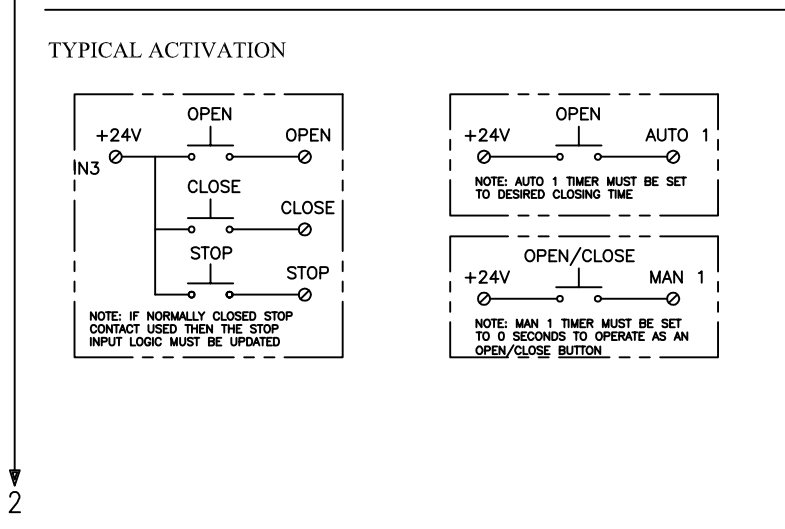
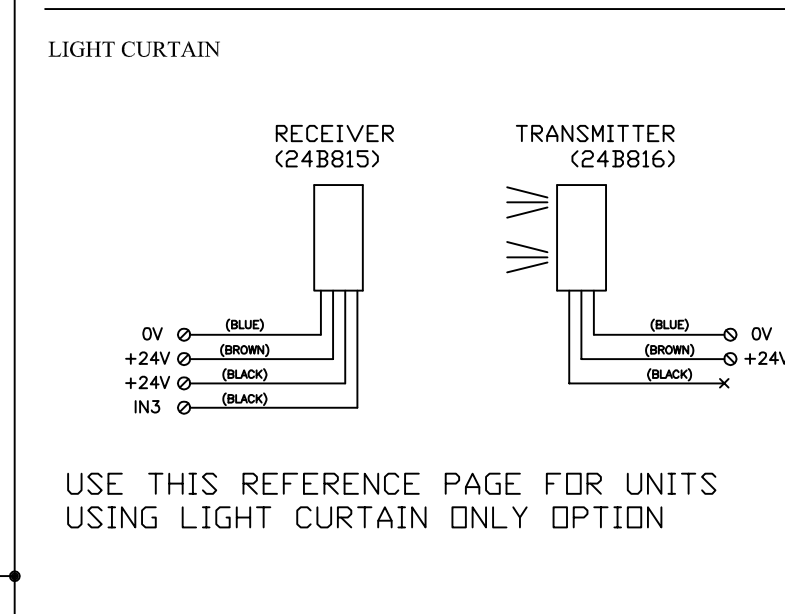
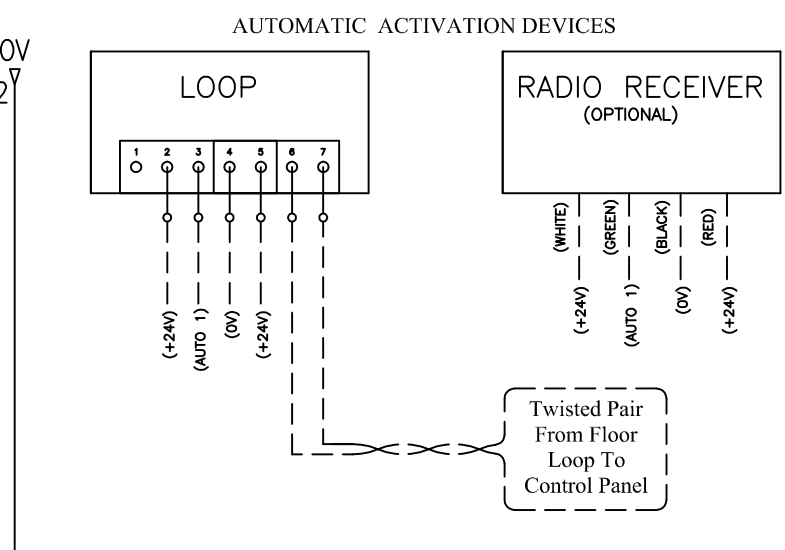
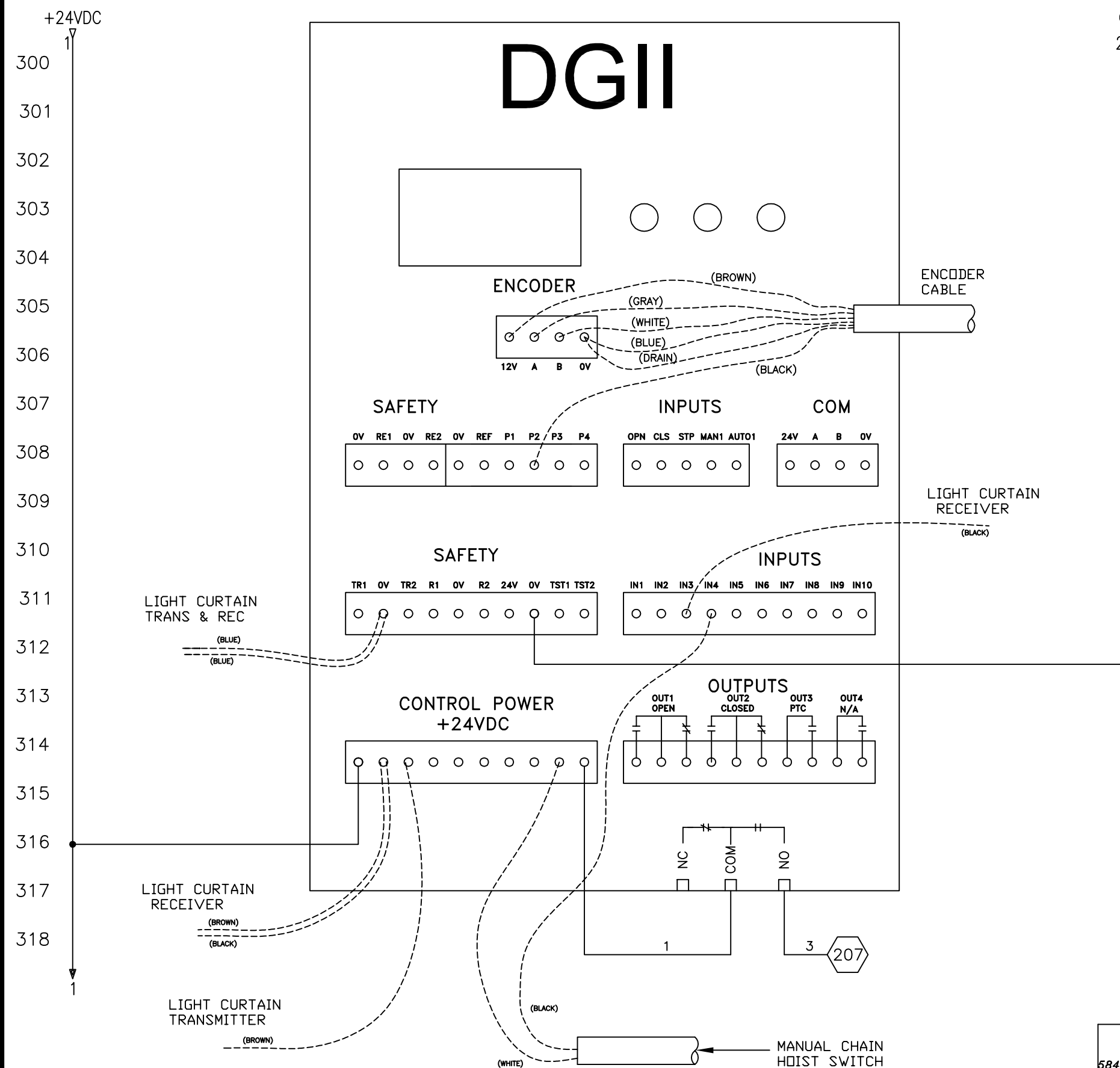
EXP.NO.
96-125-0002

DRAWING NO.
18D0311

REV #
B

NEXT ASM.

SCALE
NTS



| | | | | |
|-----|------|---------|-----|---|
| B | 3216 | 6-6-19 | DEN | UPDATED PE & LC WIRING DETAIL ADDED ACTIVATION WIRING INFO |
| A | 2961 | 1-17-19 | DEN | INITIAL RELEASE |
| REV | CHG# | DATE | BY | REVISION |

ASI DOORS, INC.
5848 NORTH 95th COURT MILWAUKEE, WISCONSIN 53225

ASI DOORS

TITLE 230VAC, DGII Controller, 180VDC Brake

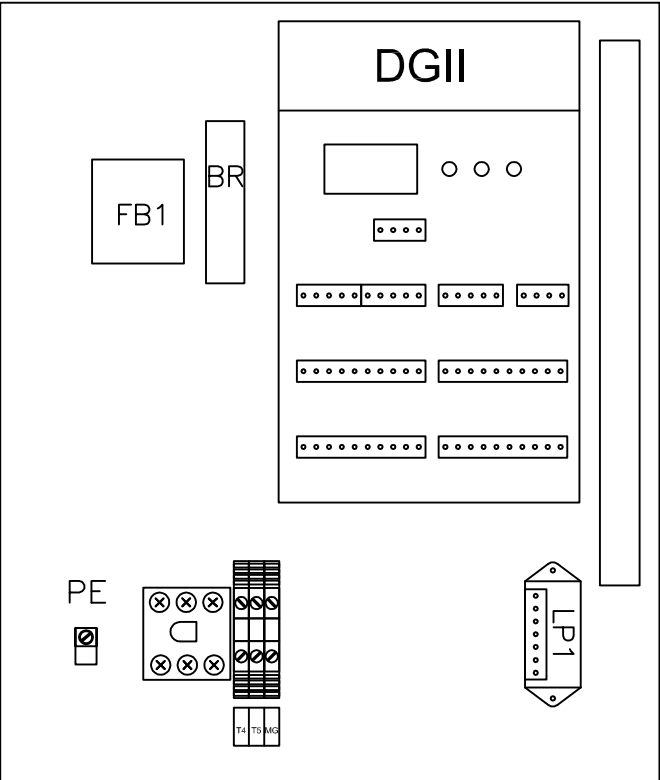
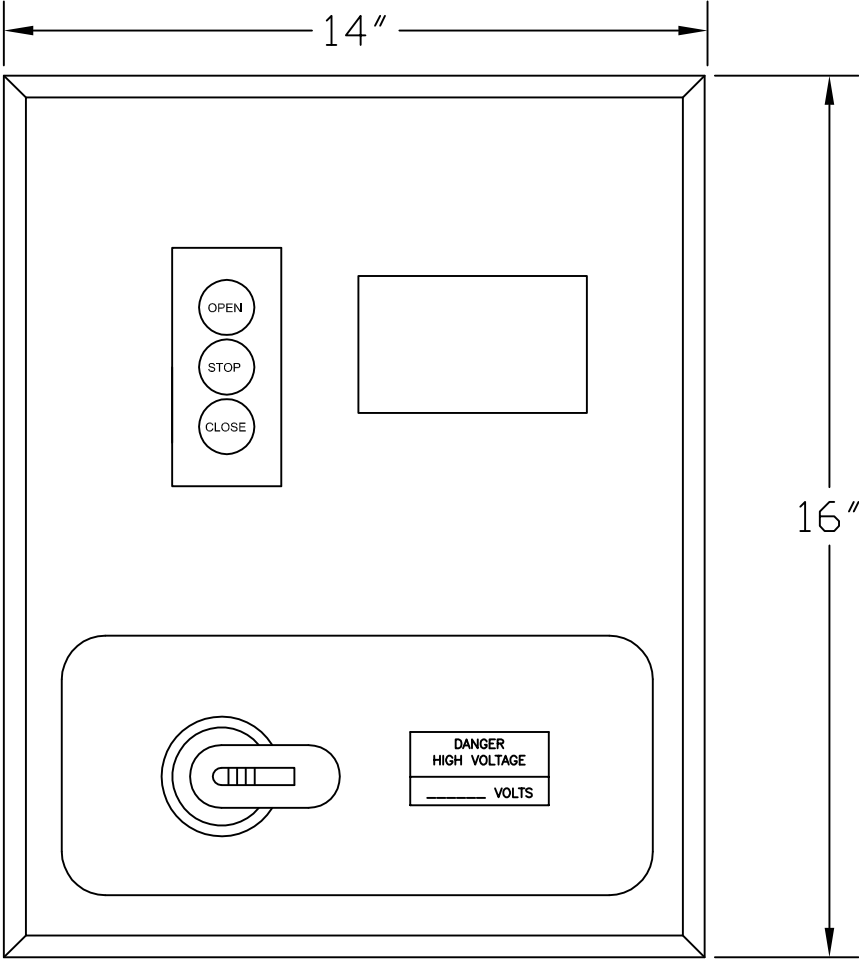
TOLERANCES UNLESS OTHERWISE NOTED
X.X ±.06 X.XX ±.03 X.XXX ±.010
DIA./RADIUS ±.005 ANGLES ±1°

ASI DOORS, INC. RESERVES PROPRIETARY RIGHTS TO THIS DRAWING
AND THE DATA SHOWN THEREON. SAID DRAWING AND/OR DATA
ARE CONFIDENTIAL AND ARE NOT TO BE USED OR REPRODUCED FOR
ANY PURPOSE WITHOUT WRITTEN CONSENT OF ASI DOORS, INC.

DWN BY DEN ECR # 2961 DATE 1-17-19

EXP.NO. 96-125-0002 DRAWING NO. 18D0311 REV # B

NEXT ASM. SCALE NTS



| Bill of Materials - 18D0311 - 3.3 Hp/230 Volt | | | |
|---|------|--------------|--|
| Item | Qty | Part Number | Description |
| Encl | 1 | CA7981 | Enclosure, 16" X 14" X 8". Nema Type 4X |
| Pnl | 1 | 23-118-0002 | Sub-panel for above, Painted |
| Pnl | 1 | 23-118-0001 | Sub-panel for above, Steel |
| VDB | 1 | CA7981 AVBK7 | Variable depth brackets -set of 4 |
| DGII | 1 | 95-125-2330 | Digital Gateway II controller, 230V 3HP |
| MEM | 1 | 30-111-0002 | Membrane switch, open/stop/close |
| | 1 | 70-111-0000 | Membrane cable, 32" |
| DS1 | 1 | OT40F3U | Disconnect, non-fusible, 600 volt, 40 amp |
| | 1 | OXp6X210 | Disconnect shaft |
| | 1 | OHB45L6 | Disconnect Handle |
| RS1 | 1 | 81-118-0000 | Resistor, 250 ohm, 500 watt |
| BR | 1 | 50003 | Rectifier, module |
| LP1 | 1 | DSP-6LP | Loop Detector, 24VAC/DC |
| FB1 | 1 | LPSC003 | Fuseholder, 600V, 3 pole, Class CC |
| FU1/2/3 | 1 ea | CCMR 20 | Fuse, 600 volt, 20 amp, Class CC or equivalent |
| PE | 1 | LAMA2-14-QY | Lug, ground |
| TB | 2 | 1492-J4-B | Terminal block, 35 amp, blue |
| | 1 | 1492-JG4 | Terminal block, ground, green |
| | 3 | 1492-EAJ35 | End anchor |

| SERVICE VOLTAGE | |
|-------------------------------------|--------------------|
| <input checked="" type="checkbox"/> | 230V, 3PH, 50/60HZ |

| OUTPUT VOLTAGE | |
|-------------------------------------|--------------------|
| <input checked="" type="checkbox"/> | 230V, 3PH, 0-200HZ |

| VOLT | HP | FLA | RECOMMENDED FUSE |
|---|-----|------|------------------|
| <input checked="" type="checkbox"/> 230 | 3.3 | 10.3 | 20 AMPS |

| | | | | |
|-----|------|---------|-----|---|
| B | 3216 | 6-6-19 | DEN | UPDATED PE & LC WIRING DETAIL ADDED ACTIVATION WIRING INFO |
| A | 2961 | 1-17-19 | DEN | INITIAL RELEASE |
| REV | CHG# | DATE | BY | REVISION |

ASI DOORS, INC.
5848 NORTH 95th COURT MILWAUKEE, WISCONSIN 53225

ASI DOORS

TITLE
230VAC DGII Controller, 180VDC Brake

TOLERANCES UNLESS OTHERWISE NOTED
X.X ±.06 X.XX ±.03 X.XXX ±.010
DIA./RADIUS ±.005 ANGLES ±1°

ASI DOORS, INC. RESERVES PROPRIETARY RIGHTS TO THIS DRAWING
AND THE DATA SHOWN THEREON. SAID DRAWING AND/OR DATA
ARE CONFIDENTIAL AND ARE NOT TO BE USED OR REPRODUCED FOR
ANY PURPOSE WITHOUT WRITTEN CONSENT OF ASI DOORS, INC.

DWN BY
DEN

ECR #
2961

DATE
1-17-19

EXP.NO.

DRAWING NO.

REV #

NEXT ASM.

SCALE
NTS

96-125-0002

18D0311

B